

FREUDENBERG

Damper seal DIP

DESCRIPTION

- Spacer cam
- Overflow channels
- Integrated non-return valve function

FUNCTION

- Spacer cams and overflow channels serve for damping and as a check valve
- Mechanical damping of the piston in the end position

PRODUCT ADVANTAGES

- Market-leading, proprietary design with the widest range of applications in all industries and for a variety of requirements
- Multifunctional
- Good starting behaviour from the end position
- Highest quality, durability and safety
- Constant, safe damping function through self-centering
- Best results in total cost of ownership

APPLICATIONS

- Cushioning seal, e.g. in ISO cylinder

CONFORMITY AND CERTIFICATES

- Please consult the material data sheet valid for the respective material for current information on approvals and certificates, as this information depends on the compound and cannot be listed exhaustively here.

DESIGN GUIDELINE

- Sharp edges deburred or chamfered or rounded
- To avoid damage, cylinder tubes and piston rods must be chamfered, surface finish Rt=4m
- Please follow the QR code or hyperlink to the technical manual to obtain further information and instructions.

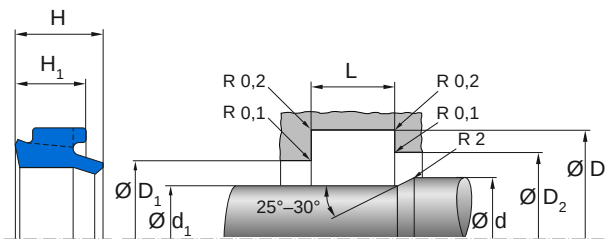

FREUDENBERG
SEALING TECHNOLOGIES



FREUDENBERG

Damper seal DIP

INSTALLATION GUIDELINE

- No machining residues, chips, dirt, etc.
- Do not pull the seal over sharp edges, threads, or keyways during installation; cover with an installation sleeve if necessary
- Oil or grease the seal, piston rod, and cylinder tube before installation
- Heating the seal in oil at 80°C to 100°C makes the seal material more elastic and easier to install
- Please follow the QR code or hyperlink to the technical manual to obtain further information and instructions.

STORAGE ADVISE

- Storage temperature <25°C
- No direct heat sources
- No direct sunlight
- No condensation in the storage room
- No exposure to ozone or ionizing radiation
- Recommendations based on the revision of ISO 2230 dated 16.09.1992

Pressure [MPa]

90 NBR 109
1.6

Sliding speed [m/s]

90 NBR 109
1

FREUDENBERG
SEALING TECHNOLOGIES



FREUDENBERG

Damper seal DIP

Temperature [°C]

90 NBR 109
-30...100

The values given are based on a limited number of tests on standard test specimens (2 mm sample plates) from laboratory production. The data determined from finished parts may deviate from the above values depending on the manufacturing process and the part geometry.

The information provided herein is based on laboratory tests and on data sources deemed reliable. It constitutes general, non-binding guideline values and does not represent any guarantee of specific properties or suitability for a particular purpose. The suitability of a product for a specific application depends on the actual operating conditions and a variety of factors. Full testing and performance evaluation of the final product are the responsibility of the user. Freudenberg FST GmbH | www.fst.com

FREUDENBERG
SEALING TECHNOLOGIES