



Radial shaft seal WC

DESCRIPTION

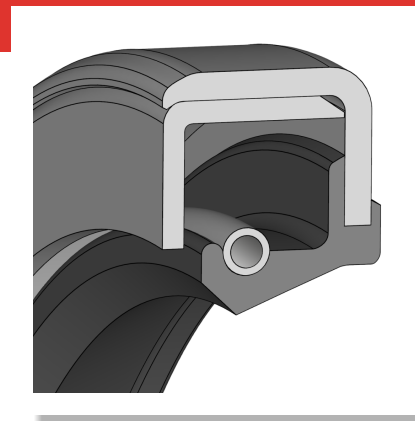
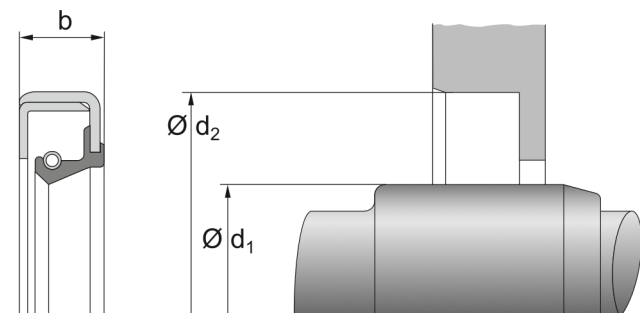
- With tension spring
- Without protective lip
- Closed, metallic outer casing with stiffening plate
- Sealing material: NBR, FKM
- Material stiffening plate: Unalloyed steel DIN EN 10139 (DIN 1624)
- Spring material: Spring steel DIN EN 10270-1

FUNCTION

- Dynamic sealing of rotating shafts, independent of direction of rotation
- Good static seal between sealing lip and shaft at standstill
- Metallic outer jacket ensures tight and precise fit
- Stiffening plate ensures increased rigidity
- Limited sealing of low-viscosity and gaseous media and in split housings

PRODUCT ADVANTAGES

- Suitable for difficult installation conditions or for larger diameters
- Tight and precise fit
- Long service life



- Reliable design with broad application spectrum for moderately demanding applications in general industry
- Good price/performance ratio
- Manufactured by certified external suppliers

APPLICATIONS

- Heavy mechanical engineering
- Construction and agricultural machinery
- Rolling mills
- Wind power plants

APPLICATION LIMITS

- Pressure [Mpa]: max. 0,05
- The values given here are maximum values and may not all be reached at the same time.

NBR

- Temperature [°C]: -40 to 80, short-term up to 100
- Peripheral speed [m/s]: max. 10

FKM

- Temperature [°C]: -25 to 150
- Peripheral speed [m/s]: max. 34

MEDIA RESISTANCE

NBR

- Good chemical resistance to various mineral oils and greases (H, HL, HLP)
- Flame-retardant hydraulic fluids HFA and HFB, HFC up to appr. +50°C
- Water up to max. +60°C
- Low resistance to ozone, weathering and ageing



Radial shaft seal WC

FKM

- Good chemical resistance to mineral oils and greases, synthetic oils and greases, engine, gearbox and ATF oils up to approx. +150 °C
- Fuels, flame-retardant pressure fluids HFD, aliphatic, aromatic and chlorinated hydrocarbons
- Water up to max. +60°C
- Very good resistance to ozone, weathering and ageing

CONFORMITY AND CERTIFICATES

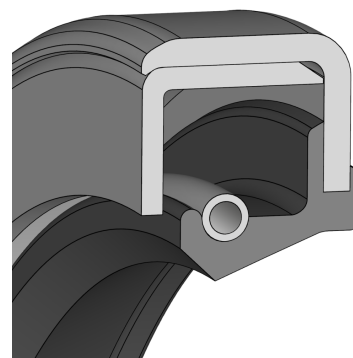
- Please consult the material data sheet valid for the respective material for current information on approvals and certificates, as this information depends on the compound and cannot be listed exhaustively here.

DESIGN GUIDELINE

- Design of the installation space is recommended in accordance with DIN 3760.
- Roundness of shaft - tolerance class IT8 - free of twists, burrs and damage of any kind
- Shaft surface roughness Rz = 1.0 to 4.0 µm
- Hardness of shaft surface min. 45 HRC
- Housing surface roughness Rz = 10 to 20 µm
- Shaft tolerance zone: ISO h11
- Housing tolerance zone: ISO H8

The information contained herein is believed to be reliable, but no representations, warranties or guarantees of any kind are made as to its accuracy or suitability for any purpose. The information reproduced herein is based on laboratory testing and is not necessarily indicative of end product performance. Complete testing and performance of the end product is the responsibility of the user.

© Freudenberg FST GmbH | dichtomatik.fst.com



INSTALLATION GUIDELINE

- Clean the installation space carefully before installation, remove dust, dirt, metal chips, etc.
- Do not pull the seal over sharp edges, threaded tips or cavities (feather key grooves) during installation, cover with a mounting sleeve if necessary
- Do not grease the seal or installation space for assembly
- Careful installation on the shaft, tilting is not permitted

STORAGE ADVISE

- Storage temperature <25°C
- No direct heat sources
- No direct sunlight
- No condensation in the storage room
- No exposure to ozone or ionizing radiation
- Recommendations based on the revision of ISO 2230 dated 16.09.1992