



U-ring SNI07

DESCRIPTION

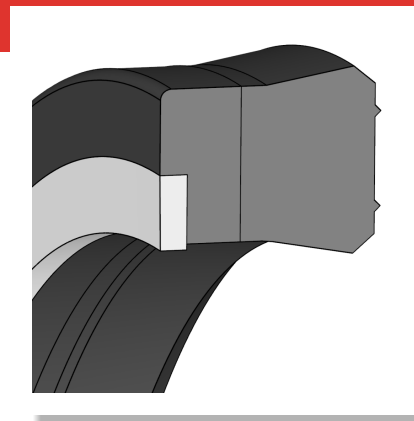
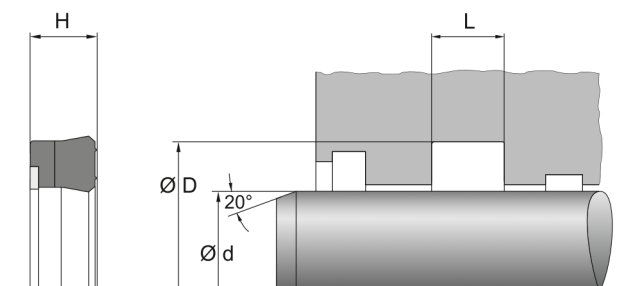
- Asymmetrical
- Compact design
- Single acting
- Inner main lip
- Support ring
- Tight fit on the outer diameter
- Material base element: NBR
- Support ring material: POM
- Material on back of seal: Cotton fabric / NBR

FUNCTION

- Sealing of piston rods
- Use with one-sided pressure load
- Support ring as gap closure element prevents gap extrusion

PRODUCT ADVANTAGES

- High extrusion reliability
- Reliable design with broad application spectrum for moderately demanding applications in general industry
- Good price/performance ratio
- Manufactured by certified external suppliers



APPLICATIONS

- Hydraulics
- Standard cylinders

APPLICATION LIMITS

- Temperature [°C]: -30 to 100
- Gliding speed [m/s]: max. 0,5
- Pressure [Mpa]: max. 40
- The values given here are maximum values and may not all be reached at the same time.

MEDIA RESISTANCE

- Hydraulic oils according to DIN 51524 part 1-3
- Lubricating oils
- Lubricating greases based on minor oils
- Flame-retardant hydraulic fluids HFA, HFB, HFC according to VCMA 24317

CONFORMITY AND CERTIFICATES

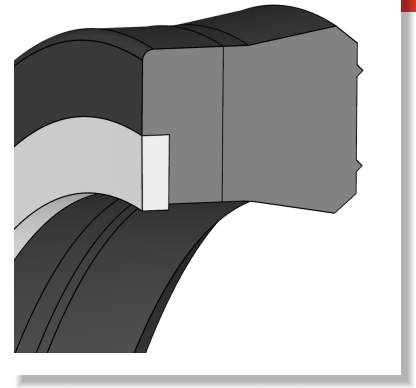
- Please consult the material data sheet valid for the respective material for current information on approvals and certificates, as this information depends on the compound and cannot be listed exhaustively here.

DESIGN GUIDELINE

- Cylinder housing and piston rod/piston must be chamfered to prevent damage
- Length and angle of the installation chamfers must be in accordance with installation space drawing
- Surface roughness of groove flanks $Ra \leq 3 \mu m$
- Surface roughness of groove base $Ra \leq 1,8 \mu m$
- Surface roughness of mating surface $Ra \leq 0,4 \mu m$

 DICHTOMATIK

U-ring SNI07



INSTALLATION GUIDELINE

- Installation in axially open groove
- Installation in cut groove only with mounting tool
- Deburr sharp edges, provide with seamless chamfers and radii
- Clean the installation space carefully before installation, remove dust, dirt, metal chips, etc.
- Do not pull the seal over sharp edges, threaded tips or cavities (feather key grooves) during installation, cover with a mounting sleeve if necessary
- Oil or grease the piston rod before installation

STORAGE ADVISE

- Storage temperature <25°C
- No direct heat sources
- No direct sunlight
- No condensation in the storage room
- No exposure to ozone or ionizing radiation
- Recommendations based on the revision of ISO 2230 dated 16.09.1992

The information contained herein is believed to be reliable, but no representations, warranties or guarantees of any kind are made as to its accuracy or suitability for any purpose. The information reproduced herein is based on laboratory testing and is not necessarily indicative of end product performance. Complete testing and performance of the end product is the responsibility of the user.

© Freudenberg FST GmbH | dichtomatik.fst.com