



Piston seal KNA23

DESCRIPTION

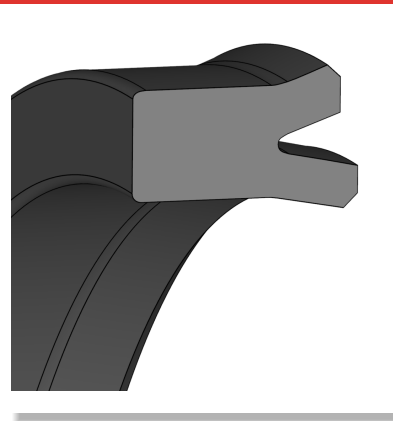
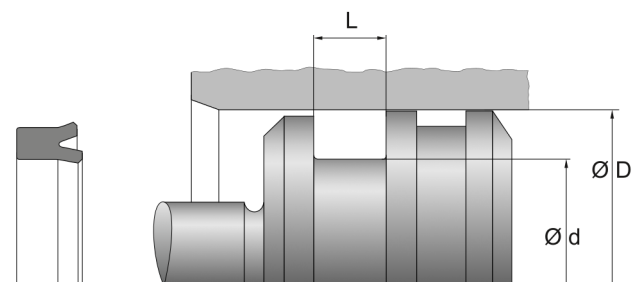
- Asymmetrical
- Single acting
- Main lip outside
- recessed sealing lip
- Tight fit on inner diameter
- Material: NBR

FUNCTION

- Sealing of pistons
- Use with one-sided pressure load
- Pressure build-up increases sealing effect
- Pretensioning provides static tightness

PRODUCT ADVANTAGES

- Good static and dynamic sealing effect
- Reliable design with broad application spectrum for moderately demanding applications in general industry
- Good price/performance ratio
- Manufactured by certified external suppliers



APPLICATIONS

- Hydraulics
- Standard cylinders

APPLICATION LIMITS

- Temperature [°C]: -30 to 100
- Pressure [Mpa]: max. 16
- The values given here are maximum values and may not all be reached at the same time.

MEDIA RESISTANCE

- Hydraulic oils according to DIN 51524 part 1-3
- Lubricating oils
- Lubricating greases based on minor oils
- Flame-retardant hydraulic fluids HFA, HFB, HFC according to VCMA 24317

CONFORMITY AND CERTIFICATES

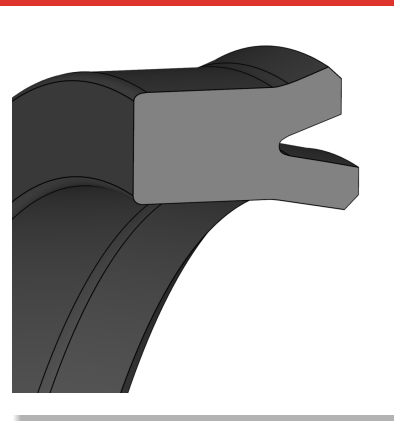
- Please consult the material data sheet valid for the respective material for current information on approvals and certificates, as this information depends on the compound and cannot be listed exhaustively here.

DESIGN GUIDELINE

- Cylinder housing and piston rod/piston must be chamfered to prevent damage
- Length and angle of the installation chamfers must be in accordance with installation space drawing
- Surface roughness of groove flanks $Ra \leq 3 \mu m$
- Surface roughness of groove base $Ra \leq 1,8 \mu m$
- Surface roughness of mating surface $Ra \leq 0,4 \mu m$



Piston seal KNA23



INSTALLATION GUIDELINE

- Axially accessible installation space required for small diameters
- Installation in cut groove for inside diameters larger than 25 mm
- Clean the installation space carefully before installation, remove dust, dirt, metal chips, etc.
- Do not pull the seal over sharp edges, threaded tips or cavities (feather key grooves) during installation, cover with a mounting sleeve if necessary
- Heating the seal in oil at 80°C makes the sealing material more elastic and the seal is easier to install
- Oil or grease the piston rod before installation
- Grease the piston seal before fitting the cylinder

STORAGE ADVISE

- Storage temperature <25°C
- No direct heat sources
- No direct sunlight
- No condensation in the storage room
- No exposure to ozone or ionizing radiation
- Recommendations based on the revision of ISO 2230 dated 16.09.1992

The information contained herein is believed to be reliable, but no representations, warranties or guarantees of any kind are made as to its accuracy or suitability for any purpose. The information reproduced herein is based on laboratory testing and is not necessarily indicative of end product performance. Complete testing and performance of the end product is the responsibility of the user.

© Freudenberg FST GmbH | dichtomatik.fst.com